

Negative impact on short term bookings but good momentum of bookings and we see an uptick in next-year bookings especially on Expedition which has a longer booking window

	Booking status comparison ¹⁾	Comments															
<p>Bookings for current year</p>	<table border="1"> <caption>Booking status comparison (2019 vs 2020)</caption> <thead> <tr> <th>Quarter</th> <th>2019 (EURm)</th> <th>2020 (EURm)</th> </tr> </thead> <tbody> <tr> <td>Q1</td> <td>98,4</td> <td>98,0</td> </tr> <tr> <td>Q2</td> <td>131,6</td> <td>45,9</td> </tr> <tr> <td>Q3</td> <td>145,0</td> <td>95,7</td> </tr> <tr> <td>Q4</td> <td>86,0</td> <td>77,5</td> </tr> </tbody> </table>	Quarter	2019 (EURm)	2020 (EURm)	Q1	98,4	98,0	Q2	131,6	45,9	Q3	145,0	95,7	Q4	86,0	77,5	<ul style="list-style-type: none"> As of 1st of March 2020 we had bookings for 2020 which was close to 80% of our 2020 budget sold with good booking momentum Hurtigruten has had EUR 3m in new bookings for 2020 during the last 30 days whereof EUR2.4m for Coastal and EUR0.6m for Expedition
Quarter	2019 (EURm)	2020 (EURm)															
Q1	98,4	98,0															
Q2	131,6	45,9															
Q3	145,0	95,7															
Q4	86,0	77,5															
<p>Bookings for next year</p>	<table border="1"> <caption>Booking status comparison (2020 vs 2021)</caption> <thead> <tr> <th>Quarter</th> <th>2020 (EURm)</th> <th>2021 (EURm)</th> </tr> </thead> <tbody> <tr> <td>Q1</td> <td>56,1</td> <td>46,3</td> </tr> <tr> <td>Q2</td> <td>25,8</td> <td>37,4</td> </tr> <tr> <td>Q3</td> <td>26,2</td> <td>26,2</td> </tr> <tr> <td>Q4</td> <td>10,9</td> <td>9,9</td> </tr> </tbody> </table>	Quarter	2020 (EURm)	2021 (EURm)	Q1	56,1	46,3	Q2	25,8	37,4	Q3	26,2	26,2	Q4	10,9	9,9	<ul style="list-style-type: none"> We are experiencing a very good traction for 2021 bookings in spite of the current Covid-19 pandemic We see strong demand for sailings in Norway both in the classic Hurtigruten voyage, but also for the Expedition sailings on the Norwegian Coast The main booking window for the 2021 season is from August-November 2020
Quarter	2020 (EURm)	2021 (EURm)															
Q1	56,1	46,3															
Q2	25,8	37,4															
Q3	26,2	26,2															
Q4	10,9	9,9															
<p>Booking inflow last 30 days</p>	<table border="1"> <caption>Booking inflow last 30 days (2020 vs 2021)</caption> <thead> <tr> <th>Quarter</th> <th>2020 (EURm)</th> <th>2021 (EURm)</th> </tr> </thead> <tbody> <tr> <td>Q1</td> <td>4,0</td> <td>3,8</td> </tr> <tr> <td>Q2</td> <td>5,8</td> <td>11,6</td> </tr> <tr> <td>Q3</td> <td>3,6</td> <td>9,8</td> </tr> <tr> <td>Q4</td> <td>2,8</td> <td>0,8</td> </tr> </tbody> </table>	Quarter	2020 (EURm)	2021 (EURm)	Q1	4,0	3,8	Q2	5,8	11,6	Q3	3,6	9,8	Q4	2,8	0,8	<ul style="list-style-type: none"> The figure to the left shows the inflow of bookings for 2021 the last 30 days compared to the same time last year for 2020 Significant inflow of bookings in 2021 driven by rebookings <u>Hurtigruten has had EUR5.9m in new bookings for 2021 during the last 30 days</u> whereof EUR5.1m for Expedition and EUR0.8m for Coastal, this shows also that there is interest from new customers as well
Quarter	2020 (EURm)	2021 (EURm)															
Q1	4,0	3,8															
Q2	5,8	11,6															
Q3	3,6	9,8															
Q4	2,8	0,8															

1) EUR booking revenue in constant currency (EURNOK 8.00, USDNOK 6.00, GBPNOK 9.70, DKKNOK 1.15, SEKNOK 0.91)

Negative impact on short term bookings but good momentum of bookings and we see an uptick in next-year bookings especially on Expedition which has a longer booking window

	Booking status comparison ¹⁾	Comments															
<p>Bookings for current year</p>	<table border="1"> <caption>Booking status comparison 2019 vs 2020</caption> <thead> <tr> <th>Quarter</th> <th>2019 (EURm)</th> <th>2020 (EURm)</th> </tr> </thead> <tbody> <tr> <td>Q1</td> <td>98,4</td> <td>99,0</td> </tr> <tr> <td>Q2</td> <td>130,9</td> <td>66,9</td> </tr> <tr> <td>Q3</td> <td>142,1</td> <td>108,1</td> </tr> <tr> <td>Q4</td> <td>84,3</td> <td>77,7</td> </tr> </tbody> </table>	Quarter	2019 (EURm)	2020 (EURm)	Q1	98,4	99,0	Q2	130,9	66,9	Q3	142,1	108,1	Q4	84,3	77,7	<ul style="list-style-type: none"> As of 1st of March 2020 we had bookings for 2020 which was close to 80% of our 2020 budget sold with good booking momentum Hurtigruten has had EUR3.3m in new bookings for 2020 during the last 30 days whereof EUR2.5m for Coastal and EUR0.8m for Expedition
Quarter	2019 (EURm)	2020 (EURm)															
Q1	98,4	99,0															
Q2	130,9	66,9															
Q3	142,1	108,1															
Q4	84,3	77,7															
<p>Bookings for next year</p>	<table border="1"> <caption>Booking status comparison 2020 vs 2021</caption> <thead> <tr> <th>Quarter</th> <th>2020 (EURm)</th> <th>2021 (EURm)</th> </tr> </thead> <tbody> <tr> <td>Q1</td> <td>54,7</td> <td>45,8</td> </tr> <tr> <td>Q2</td> <td>23,1</td> <td>33,6</td> </tr> <tr> <td>Q3</td> <td>25,1</td> <td>23,0</td> </tr> <tr> <td>Q4</td> <td>10,0</td> <td>9,5</td> </tr> </tbody> </table>	Quarter	2020 (EURm)	2021 (EURm)	Q1	54,7	45,8	Q2	23,1	33,6	Q3	25,1	23,0	Q4	10,0	9,5	<ul style="list-style-type: none"> We are experiencing a very good traction for 2021 bookings in spite of the current Covid-19 pandemic We see strong demand for sailings in Norway both in the classic Hurtigruten voyage, but also for the Expedition sailings on the Norwegian Coast The main booking window for the 2021 season is from August-November 2020
Quarter	2020 (EURm)	2021 (EURm)															
Q1	54,7	45,8															
Q2	23,1	33,6															
Q3	25,1	23,0															
Q4	10,0	9,5															
<p>Booking inflow last 30 days</p>	<table border="1"> <caption>Booking inflow last 30 days 2020 vs 2021</caption> <thead> <tr> <th>Quarter</th> <th>2020 (EURm)</th> <th>2021 (EURm)</th> </tr> </thead> <tbody> <tr> <td>Q1</td> <td>4,3</td> <td>4,4</td> </tr> <tr> <td>Q2</td> <td>5,2</td> <td>12,9</td> </tr> <tr> <td>Q3</td> <td>3,9</td> <td>9,4</td> </tr> <tr> <td>Q4</td> <td>2,8</td> <td>0,8</td> </tr> </tbody> </table>	Quarter	2020 (EURm)	2021 (EURm)	Q1	4,3	4,4	Q2	5,2	12,9	Q3	3,9	9,4	Q4	2,8	0,8	<ul style="list-style-type: none"> The figure to the left shows the inflow of bookings for 2021 the last 30 days compared to the same time last year for 2020 Significant inflow of bookings in 2021 driven by rebookings <u>Hurtigruten has had EUR5.5m in new bookings for 2021 during the last 30 days</u> whereof EUR4.8m for Expedition and EUR0.7m for Coastal, this shows also that there is interest from new customers as well
Quarter	2020 (EURm)	2021 (EURm)															
Q1	4,3	4,4															
Q2	5,2	12,9															
Q3	3,9	9,4															
Q4	2,8	0,8															

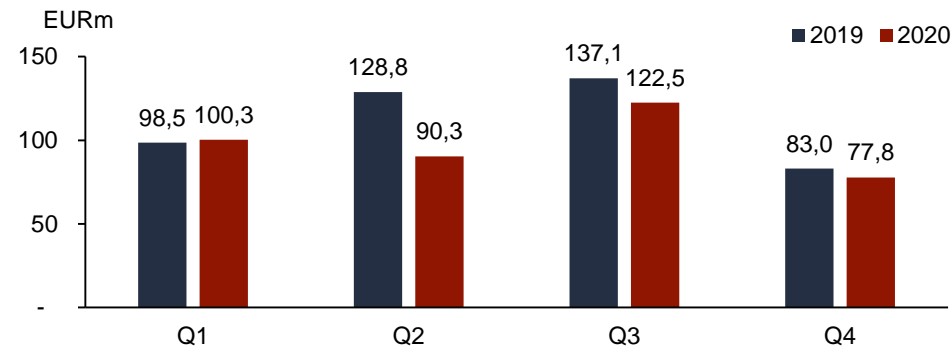
1) EUR booking revenue in constant currency (EURNOK 8.00, USDNOK 6.00, GBPNOK 9.70, DKKNOK 1.15, SEKNOK 0.91)

Negative impact on short term bookings but good momentum of bookings and we see an uptick in next-year bookings especially on Expedition which has a longer booking window

Booking status comparison¹⁾

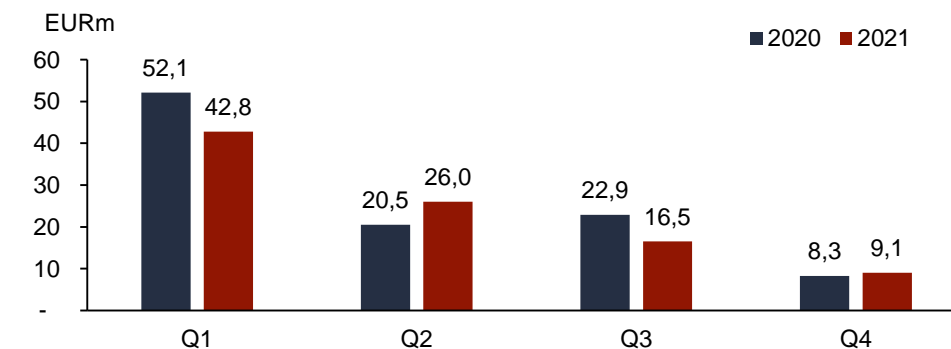
Comments

Bookings for current year



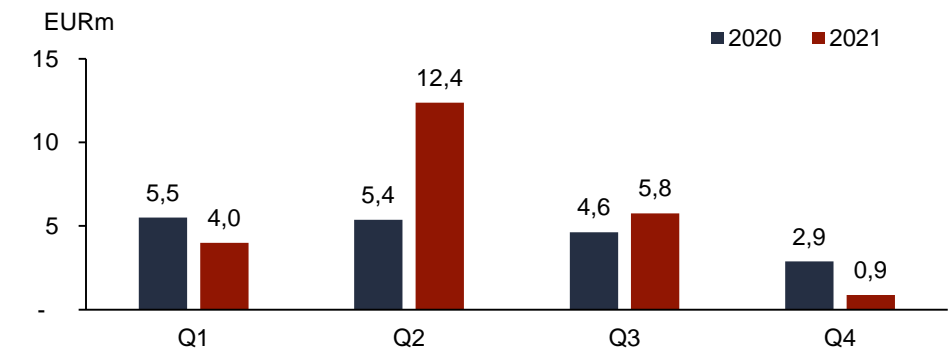
- As of 1st of March 2020 we had bookings for 2020 which was close to 80% of our 2020 budget sold with good booking momentum
- Over the last 30 days we have had EUR50m of 2020 bookings who have elected to rebook to 2021 or take a voucher that can be used for future bookings

Bookings for next year



- We are experiencing a very good traction for 2021 bookings in spite of the current Covid-19 pandemic
- We see strong demand for sailings in Norway both in the classic Hurtigruten voyage, but also for the Expedition sailings on the Norwegian Coast
- The main booking window for the 2021 season is from August-November 2020

Booking inflow last 30 days



- The figure to the left shows the inflow of bookings for 2021 the last 30 days compared to the same time last year for 2020
- Significant inflow of bookings in 2021 driven by rebookings
- Hurtigruten has had EUR8.9m in “new bookings” for 2021 since 1st of March which shows also that there is interest from new customers as well
- Last 7 days inflow of new bookings in Expedition is 80% of inflow in the same period last year

¹⁾ EUR booking revenue in constant currency (EURNOK 8.00, USDNOK 6.00, GBPNOK 9.70, DKKNOK 1.15, SEKNOK 0.91)